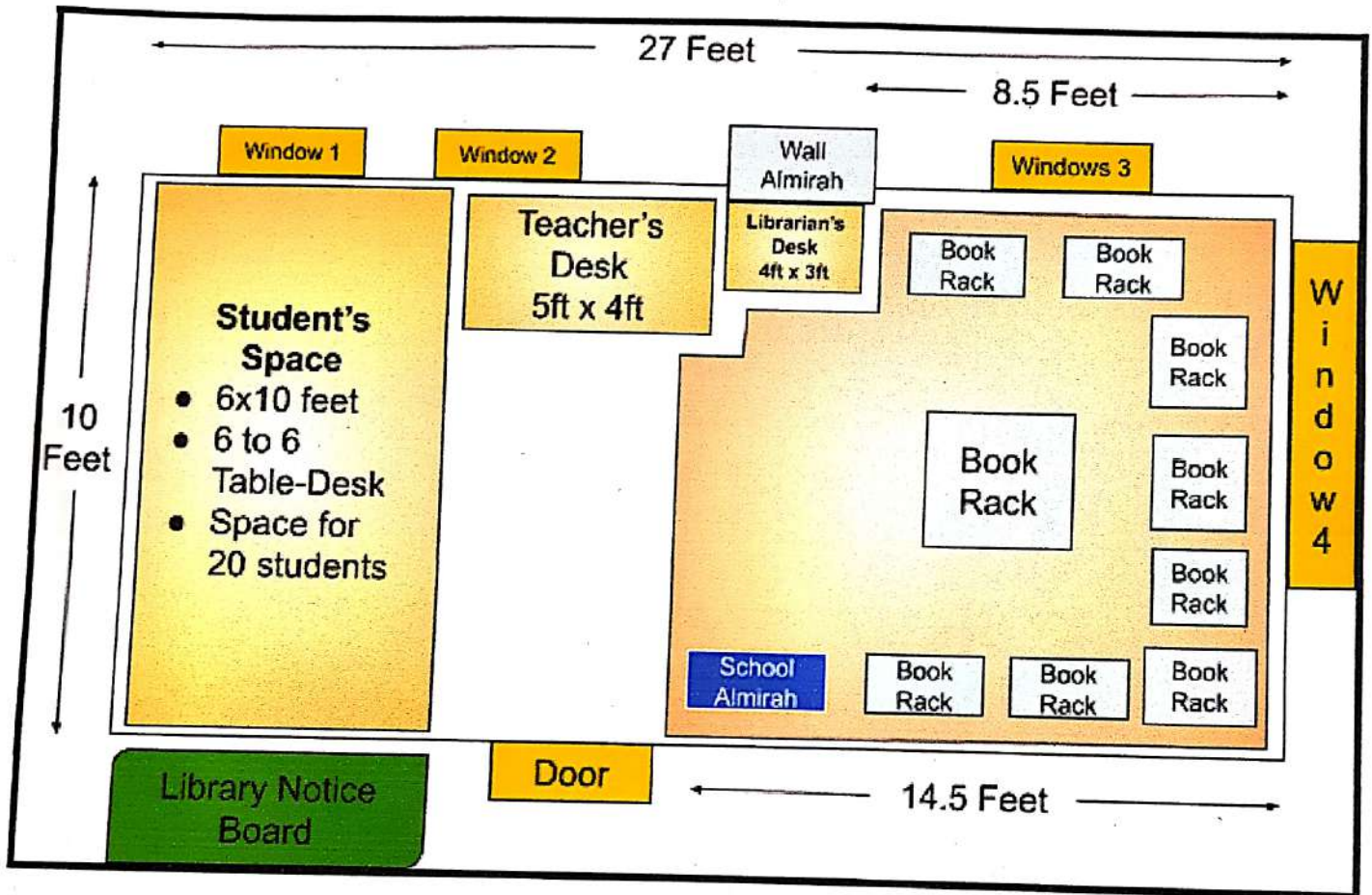


# Infrastructure for setting up a library at Karimpur Girls High School

Proposed Design :



Immediate Requirement	Requirement after few days
<ol style="list-style-type: none"> <li>1. Painting of the wall</li> <li>2. Flooring Work - Plaster or Covering by Carpet</li> <li>3. 3 to 4 Lights</li> <li>4. 5 Nos of Bookshelf - <a href="#">link</a></li> <li>5. Teacher's desk, Librarian's Desk</li> <li>7. 2 No of Bookshelf - <a href="#">link</a></li> <li>8. Notice Board</li> <li>9. Shelves and frames for wall almiraah</li> </ol>	<ol style="list-style-type: none"> <li>1. 5 to 6 tables and desks for students.</li> </ol>

KRISHWORKS TECHNOLOGY AND RESEARCH LABS PVT.LTD

*George M. Azumdar*


Director



Pictures from site :



The Door/Entrance to the library and the space for "Library Notice Board" at the left of the door



Left Side - Showing the "Student's Space" and window no 1&2 as shown in the plan

Detailed view of the room The video is unlisted

KRISHWORKS TECHNOLOGY AND  
RESEARCH LABS PVT.LTD


*Gargi Mazumder*

Director





Right Side - Showing the area where we will keep the books and window no 3&4(both the windows will be kept closed) as shown in the design



Center - Showing Window no 2 and the space for wall almirah



The wall on the right side of the door and the place for Teacher's Almirah from School

**KRISHWORKS TECHNOLOGY AND  
RESEARCH LABS PVT.LTD**  
*Gargi Mazumdar*  
Director